



TOCDEM
UTILITIES

Specialist Utility Equipment



HIRE, SALES, SERVICE & RE-CALIBRATION



Part Exchange & Trade Ins Welcome




Hire to buy packages available



Full stock of spares for immediate support



UK manufacturer



We wont be beaten on price or quality!

Call us to get the best deal.

01525 714448

We stand behind everything we sell!

After sales support and service is just what we do.



Finance packages to suit all needs



Full technical support always on hand

TocDem Utilities recognises the need to offer a comprehensive range of products and services to our customers.



Our services include -

HIRE

The TocDem Utilities lines of Specialist Utility & General Plant Hire contain an extensive range of products to satisfy the needs of the industry.

We carry a large stock of equipment from Excavator Attachments, Fusion Jointing, Cable Locators, Gasco Seekers, Wask, Moles and much more all at competitive short or long term hire rates.

We can offer our clients the peace of mind that in an unlikely event of a breakdown occurring, help is close at hand, provided by our fleet of service vehicles operated by qualified engineers.

SALES

We recognise the need to provide a comprehensive package of products associated with the utilities market. It is therefore our aim to offer a wide range at competitive prices together with full sales and technical support, carried out by our in-house professional staff.

We also have the capacity to maintain and service all equipment supplied.



SERVICE & CALIBRATION

TocDem Utilities offers an excellent efficient re-calibration service in its well-established Calibration Workshop.

Our service engineers have over 100 years combined specialist electronic and hydraulic experience between them.

We believe in investing in people and constantly have our staff re-trained in line with the latest industry techniques.

Our calibration division can offer -

- Repairs down to the component level for both conventional and surface mount technologies. Detailed fault reports are provided for all repairs.
- All equipment is fully refurbished by our dedicated cleaning and refurbishing department. So no matter what condition we receive your item in, it will be returned in A1 working order, looking as good as new too!
- A standard 5 working day turnaround time for re-calibration with the possibility of 'same day' service.
- Free quotations, free technical advice and free UK collection and delivery services are also available.





HYDRAULIC HAMMER

Unique Valve Design

Easy maintenance. It lessens pressure fluctuation, and therefore any potential damage to the machine driving it.

Accumulator

The accumulator compensates for and any high pressure surges in the hydraulic circuit.

Fully Sealed Enclosure

High quality heat treated fully enclosed welded body to reduce noise & increase lifespan.

Tool Bush

High Quality Work Tool

Manufactured from high grade steel & heat treated for performance. Moil point & chisels are available.

Front Head

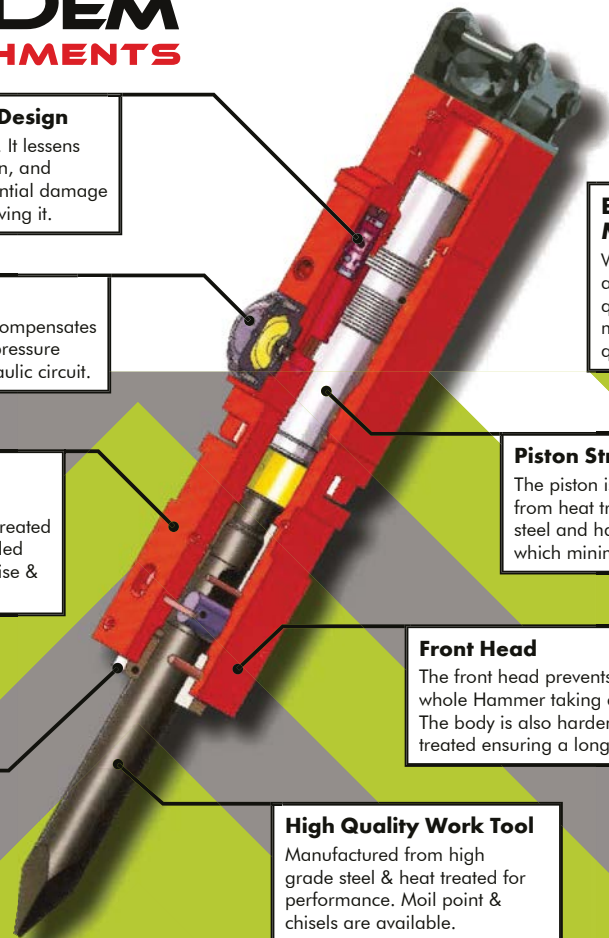
The front head prevents the whole Hammer taking each blow. The body is also hardened & heat treated ensuring a longer life.

Piston Stroke

The piston is manufactured from heat treated high grade steel and has a long stroke which minimises recoil.

Ease Of Maintenance

With fewer components, ample space & high quality components maintenance is both quick & easy.



All TocDem Hydraulic Hammers are designed using the latest technology, advances in engineering & to the very highest specification. These units are able to easily cope with the demands of any Demolition, Mining, Construction or Utility site.

Excellent BPM Impact Rate – Increasing efficiency

TocDem Hammers give a severe and deep impact, coupled with a fast and efficient BPM “Blows Per Minute”. When put up against the competition the TocDem Hammer outperforms by virtue of its unique design & therefore saves you time and money.

Energy Class

TocDem Hammers range from 150ft lb / 203 Joules through to a powerful and substantial 10,000 ft lb / 13557 Joules.

Model Number		TEB 00	TEB 020	TEB 02
Suitable Excavator	tonne	0.8 - 2.0	2.0 - 4.0	2.0 - 4.0
Suitable Excavator	lbs	1760 - 4400	4400 - 8800	4400 - 8800
Chisel Diameter	mm / inches	40 / 1.75	45 / 1.95	53 / 2.08
Total Weight	kg	115	115	180
Total Weight	lbs	253	253	396
Overall Length	mm / inches	983 / 38.55	983 / 38.55	1100 / 43.14
Operating Pressure	kg/cm ²	90 - 120	90 - 120	90 - 120
Oil Flow	l/min	15 - 25	15 - 25	15 - 25
Impact Rate	BPM	800 - 1400	800 - 1400	700 - 1200
Energy Class	ft lb	150	650	650
Hose Diameter	inch	1/2"	1/2"	1/2"

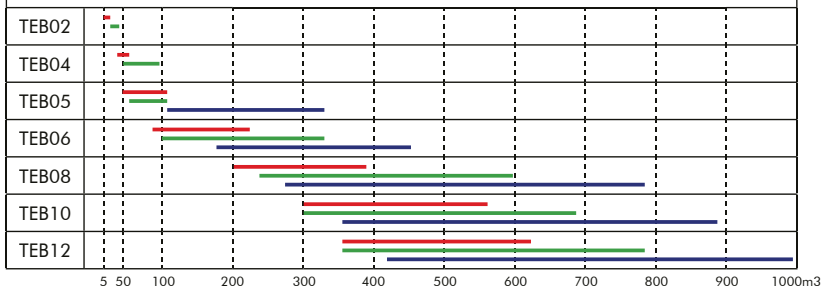
Every TocDem Hammer is supplied with:

- 2 Points / Chisels
- Head Bracket / Ears / Hanger
- 2 Head Bracket Pins
- 2 Hydraulic Hoses & Couplings
- Tool Box
- Gas Bottle
- Instruction Manual
- Parts Manual

WORKING CAPACITY

(8hr/day)

Non-reinforced concrete (t:30cm) ———
 Reinforced concrete (t:30cm) ———
 Hard rock ———



Model Number		TEB 04	TEB 05	TEB 06	TEB 08	TEB 10	TEB 12
Suitable Excavator	tonne	4.0 - 7.0	7.0 - 11.0	11.0 - 18.0	19.0 - 28.0	28.0 - 40.0	40.0 - 55.0
Suitable Excavator	lbs	8800 - 15400	15400 - 24200	24200 - 39600	41800 - 61600	61600 - 88000	88000 - 121000
Chisel Diameter	mm / inches	75 / 2.95	85 / 3.34	100 / 3.93	140 / 5.50	155 / 6.10	175 / 6.88
Total Weight	kg	421	577	973	1989	2950	4210
Total Weight	lbs	926	1269	2140	4375	6490	9262
Overall Length	mm / inches	1700 / 66.92	1920 / 75.59	2260 / 88.97	2810 / 110.62	3152 / 123.61	3400 / 133.85
Operating Pressure	kg/cm ²	110 - 160	120 - 170	150 - 170	160 - 180	160 - 180	160 - 180
Oil Flow	l/min	30 - 45	45 - 85	80 - 120	130 - 170	170 - 220	210 - 290
Impact Rate	BPM	500 - 800	400 - 700	400 - 700	400 - 600	250 - 400	200 - 350
Energy Class	ft lb	1000	1500	4000	6000	8000	10000
Hose Diameter	inch	1/2"	1/2"	3/4"	1"	1"	1.25"

PUSH_{PRO}

Excavator Pipe Handlers



TocDem Attachments is a first class British manufacturer, who provides high quality, easy to use, affordable products.


The TocDem Push Pro Pipe Handlers can quickly and simply attach to an excavator's arm.

There is no manual handling required, or injury risks associated with pipe insertion.

They will fit onto any 0.8 to 30 tonne excavator. Head brackets are manufactured to your specification on order. They are easy-to-use and are fully supported by TocDem's award winning after sales.

Key Features:

- 100% British Engineering
- 12mm - 20mm British Steel used throughout
- Quickly Attaches to an Excavator
- Lightweight and Extremely Robust
- Insert Speeds of 12+ Metres Per Minute
- Offers a Safer Way to Insert Pipe



Bolt fixings to house reducing shims for smaller diameter pipe.

Specific deep machined grooves at upper / lower positions on both ends of the tube to locate shells to give more stability and longer life.

Easy to fit Shells / Liners. These are available for all models to cover 63mm (UK) 2" (USA), through to 630mm (UK) 26" (USA).

PUSH_{PRO}

Excavator Pipe Handlers

TocDem Model	Push Pro 125	Push Pro 180	Push Pro 250	Push Pro 400	Push Pro 630
UK / EU Model Number	PP125	PP180	PP250	PP400	PP630
USA Imperial Model Number	PP125-USA	PP180-USA	PP250-USA	PP400-USA	PP630-USA
Suitable Excavator	0.8 - 3 T / 1760-6600lbs	0.8 - 5 T / 1760-11000lbs	3 - 14 Tonne / 6600-30,800lbs	8 - 22 Tonne / 17600-48,500lbs	8 - 30 Tonne / 17600-66,000lbs
Min Pipe Diameter - UK / USA	32mm / 2"	63mm / 3"	63mm / 3"	250mm / 12"	355mm / 14"
Max Pipe Diameter - UK / USA	125mm / 5"	180mm / 8"	250mm / 12"	400mm / 16"	630mm / 26"
Weight	50Kg / 110lbs	55Kg / 121lbs	150Kg / 330lbs	450Kg / 992lbs	675Kg / 1488lbs
Average Pushing Speed	12m/min	12m/min	12m/min	12m/min	12m/min
Length	200mm / 8"	200mm / 8"	400mm / 16"	600mm / 24"	800mm / 32"
Width	325mm / 13"	367mm / 14.5"	500mm / 20"	1000mm / 40"	1500mm / 60"
Height (c/w Head Bracket/Hanger)	530mm / 21"	530mm / 21"	800mm / 32"	900mm / 36"	1000mm / 40"



Back British Business

